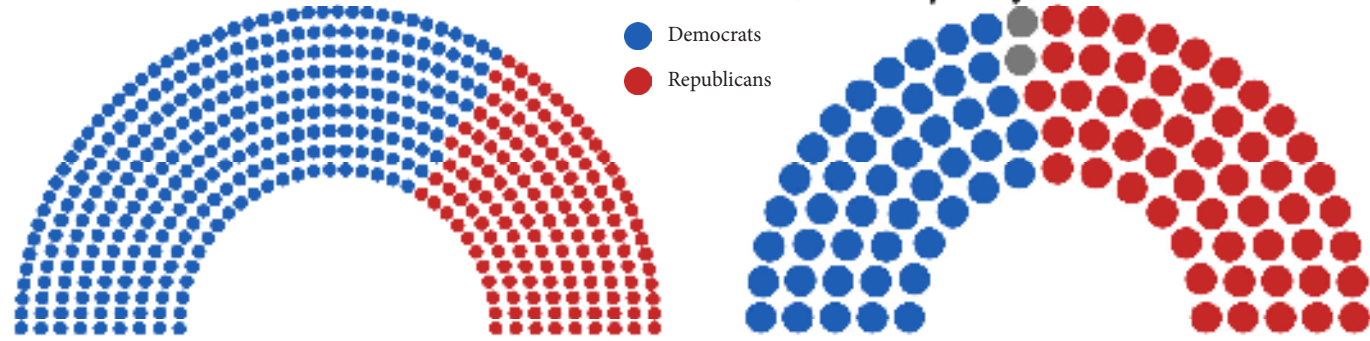


50 Years of Change: A COMPARISON OF THE 94TH AND 119TH CONGRESSES

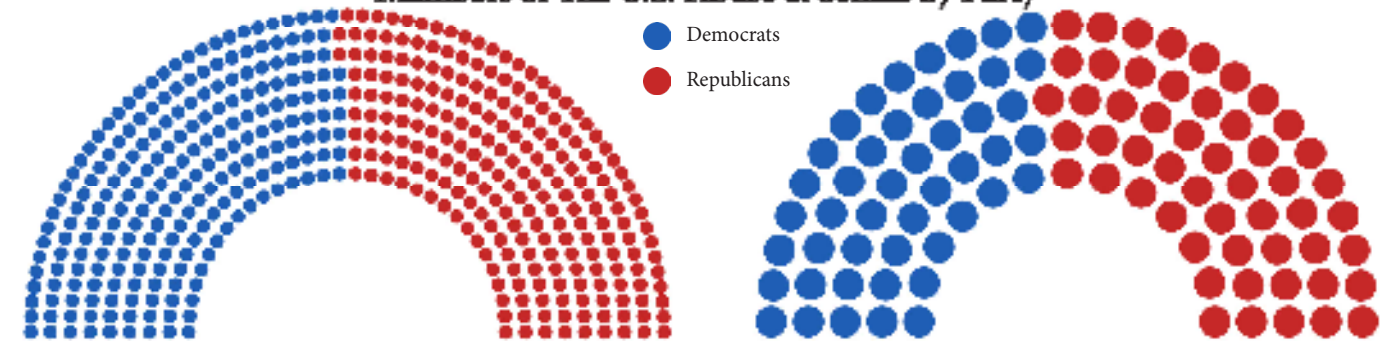
**94th Congress
1975-1977**

Members of The U.S. House & Senate by Party

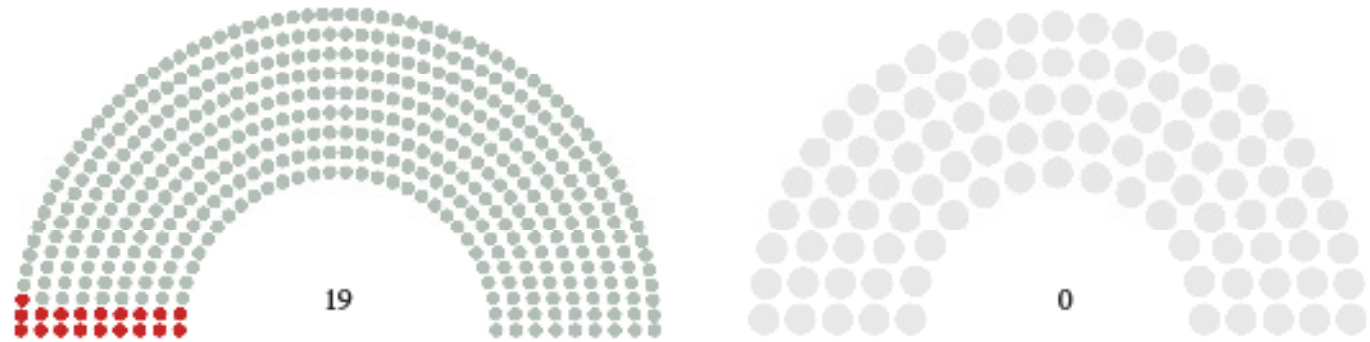


**119th Congress
2025-Present**


Members of The U.S. House & Senate by Party



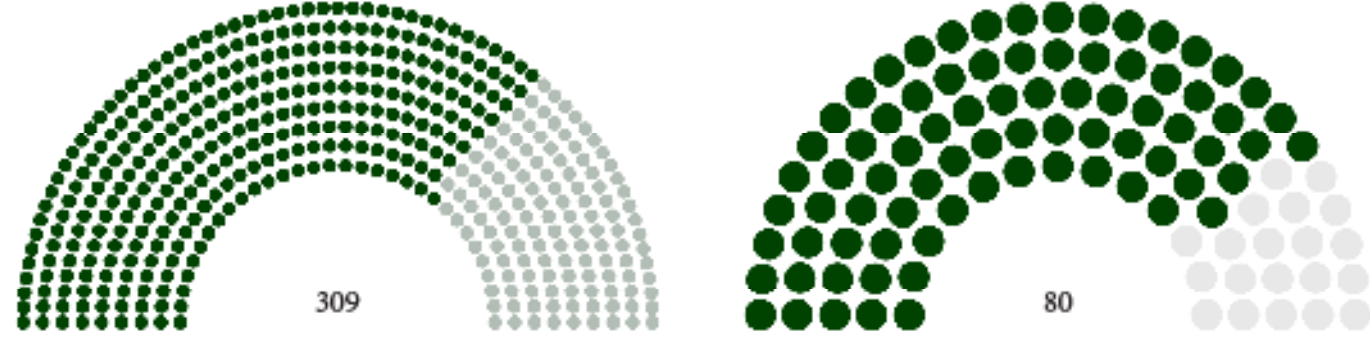
Women in The U.S. House & Senate



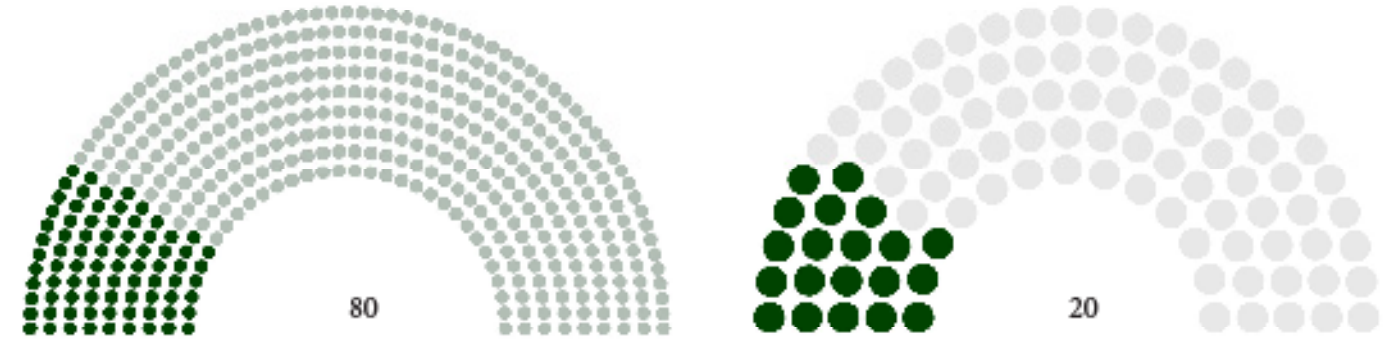
Women in The U.S. House & Senate



Veterans in in The U.S. House & Senate



Veterans in in The U.S. House & Senate



Average Tenure	
House	Senate
8.4 Years	10.5 Years

Days in Session	
House	Senate
311	320

Bills Introduced	
House	Senate
15,863	3,899

Average Tenure	
House	Senate
8.6 Years	11.2 Years

Days in Session	
House	Senate
244	284

Bills Introduced	
House	Senate
10,246	5,324

Median Age	
House	Senate
49 Years	55 Years

Number of Roll Call Votes	
House	Senate
810	1,311

Bills Enacted into Law	
House	Senate
656	250

Median Age	
House	Senate
57.5 Years	64.7 Years

Number of Roll Call Votes	
House	Senate
429	789

Bills Enacted into Law	
House	Senate
62	36